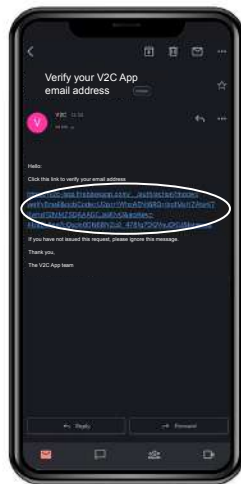
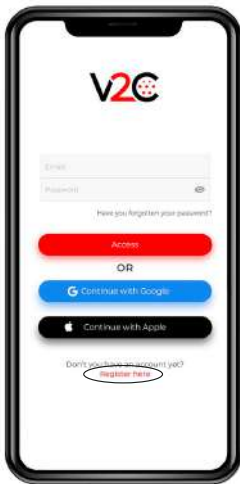


START YOUR CHARGE

- 1 Download the V2C Cloud app from the App Store or Google Play.
- 2 Create an account. Access your email and click on the link to verify your account.

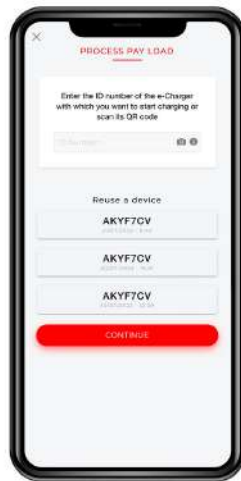


ID:

- 3 Log in and add the payment. Uploading starts after payment is confirmed.



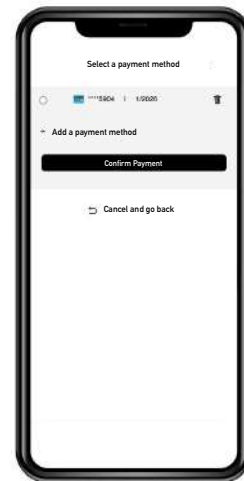
Press Payments



Add the ID



Enter the duration of the charge



Select payment method and click confirm payment

- 4 Payment will be made at the time you have previously indicated.